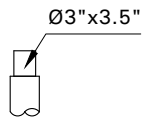
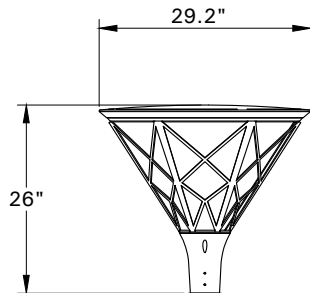


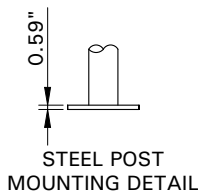
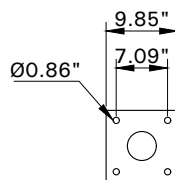
For Installation of Argentina 1 Post top luminaire.  
Model. UARG-20001 and UARG-20002

## Product drawing (dimensions)

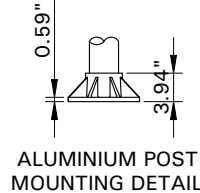
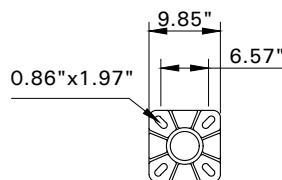
CE IP65 IK07



SPIGOT POST TOP

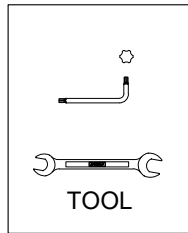


STEEL POST MOUNTING DETAIL

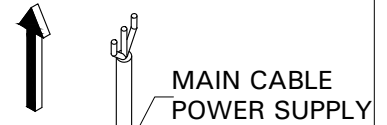


ALUMINIUM POST MOUNTING DETAIL

UARG-20001, UARG-20002

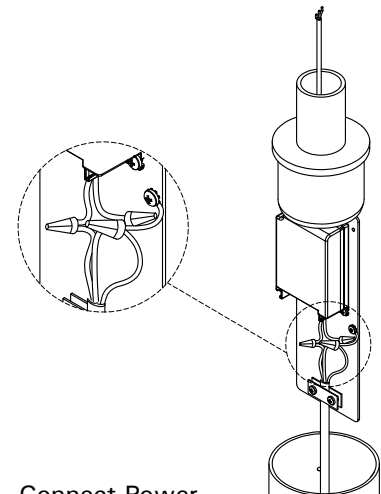


1



MAIN CABLE POWER SUPPLY

2



Connect Power and Ground Wire.

## Notice to installer :

- 1.WIRING INSTRUCTIONS** Warning : RISK OF FIRE AND ELECTRICAL SHOCK. : FIXTURE MUST BE INSTALLED BY A QUALIFIED ELECTRICIAN ONLY>FIXTURE IS INTENDED FOR INSTALLATION IN ACCORDANCE WITH THE NATIONAL ELECTRICAL CODE, LOCAL AND FEDERAL CODE SPECIFICATIONS. DISCONNECT POWER BEFORE SERVICING.
- 2.This fixture has a VOLTAGE SPECIFIC BALLAST**,Check that the supply voltage is the same as the installed ballast voltage.

**Ligman Lighting USA**

7144 NE Progress Court, Hillsboro  
Oregon, 97124, USA  
Tel : 503 645 0500 | Fax : 503 645 8100

